

# DFS CDMA Professional CDMA Software



## What u have to do first:

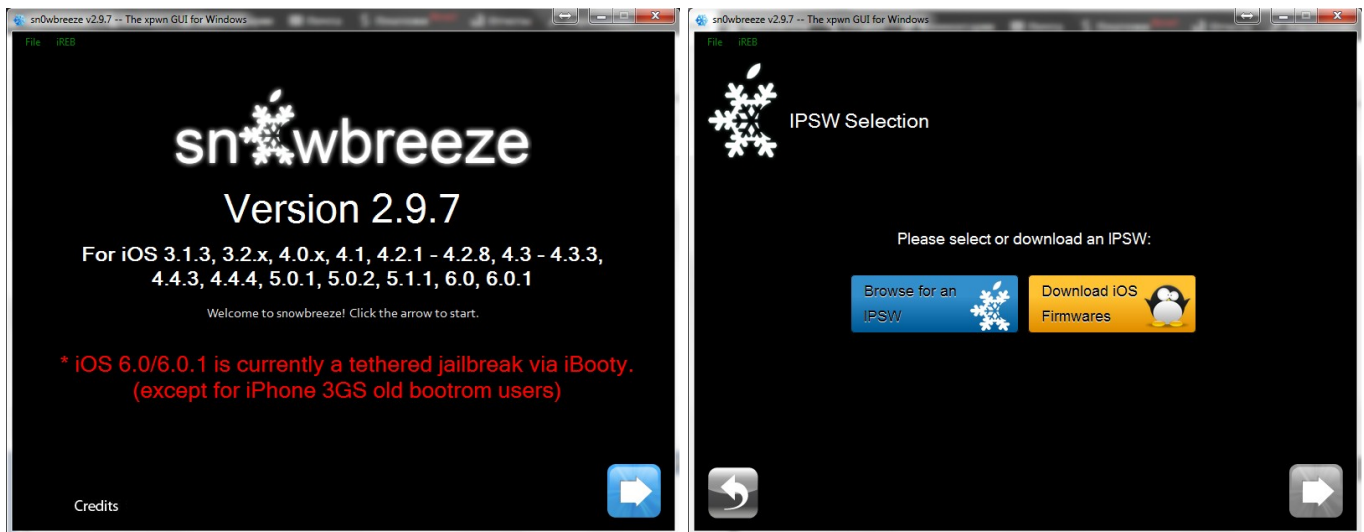
1. Your device is **iPhone 4 CDMA**
2. Have original **Apple USB** cable to connect
3. Have installed **iTunes**
4. Have installed **sn0wbreeze (<http://ih8sn0w.com/>)**
5. Have firmware **6.0.1 (iPhone3,3\_6.0.1\_10A523\_Restore)**

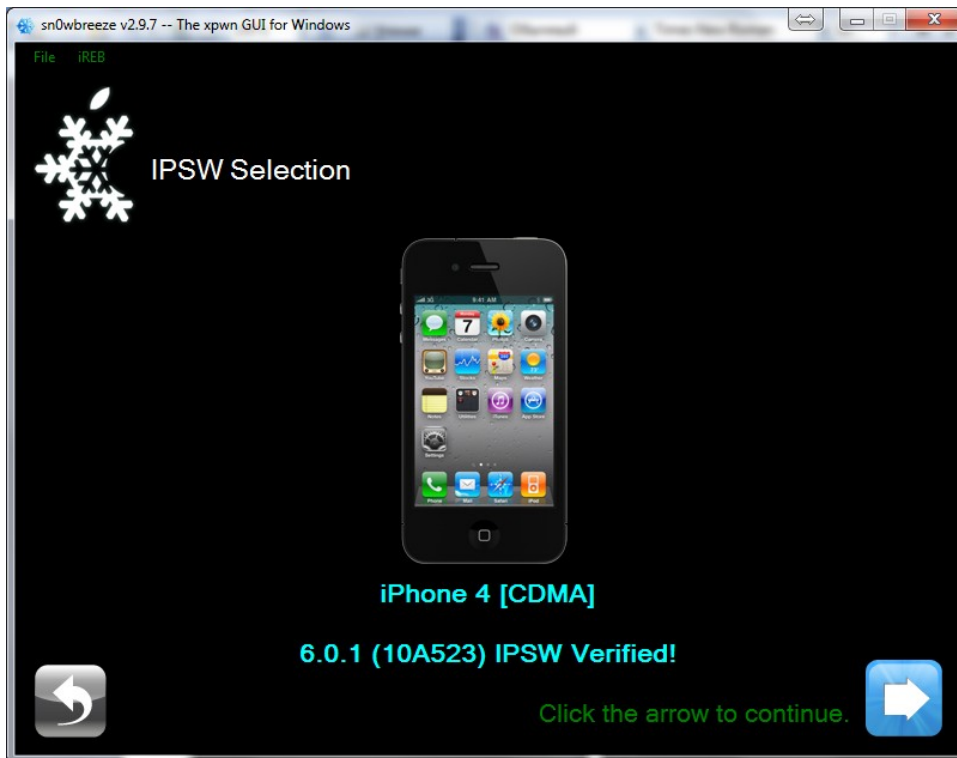
## Tethered jailbreak iPhone 4 CDMA (OS 6.0.1)



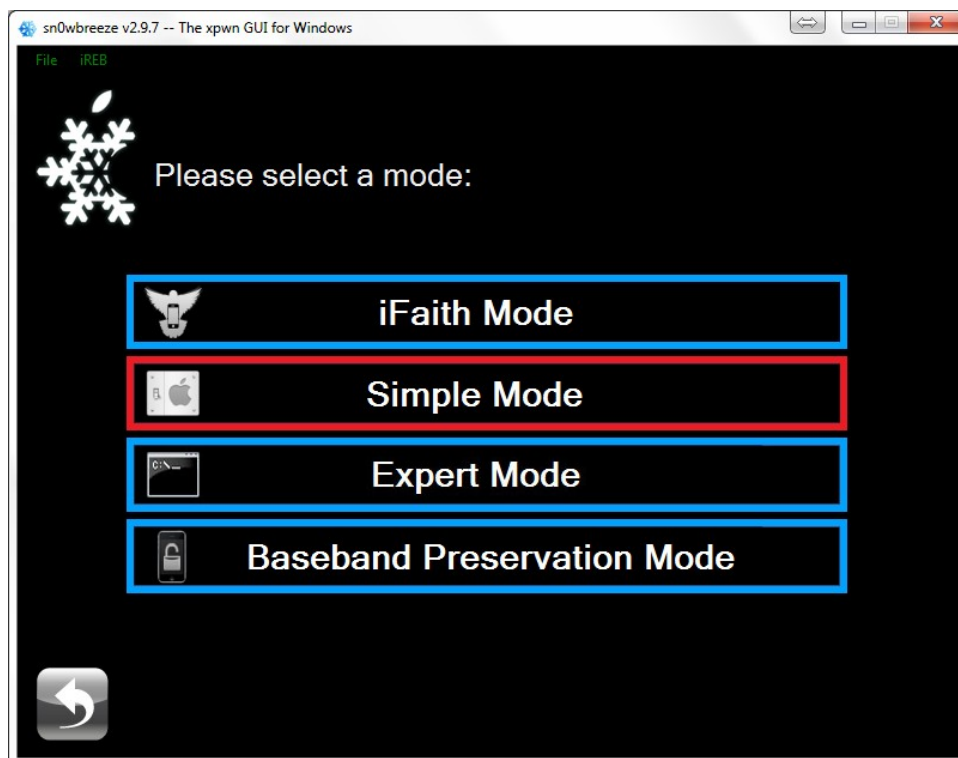
Run **sn0wbreeze-v2.9.7.exe** as an administrator from the desktop.

**Click Okay > Next >** and then **Browse for IPSW**. If you don't know the location of your **6.0.1 (iPhone3,3\_6.0.1\_10A523\_Restore)** firmware, you can download it by clicking the Download iOS Firmwares button instead. It's best to move any firmware file directly to the desktop for easy access.

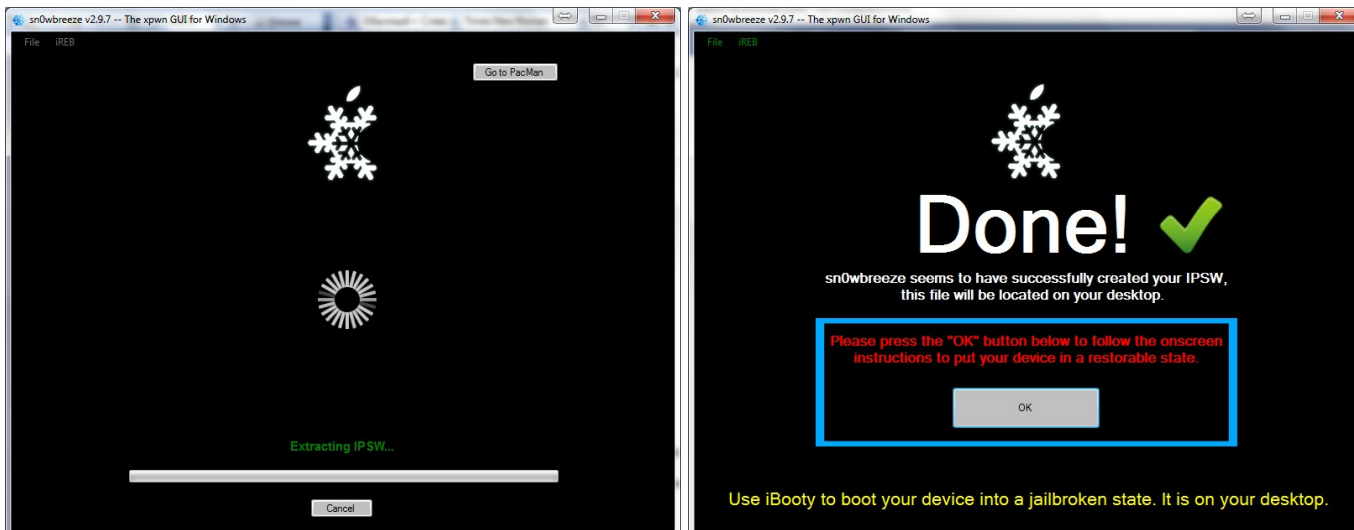




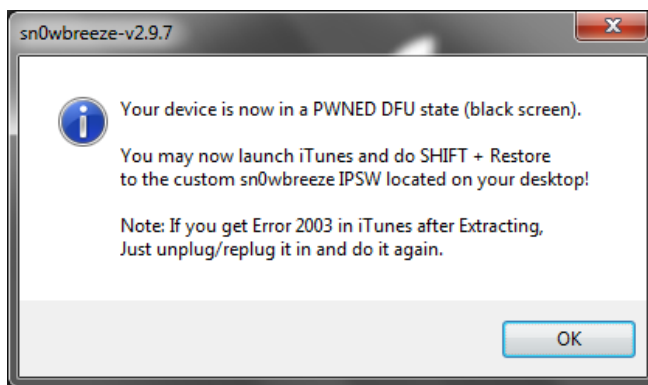
Once you **select** the proper **IPSW** file for your device, you should see a message stating that the file was verified. **Click next.**



**Click «Simple Mode».** Your custom **IPSW** file will now be created, and it should appear on your desktop.

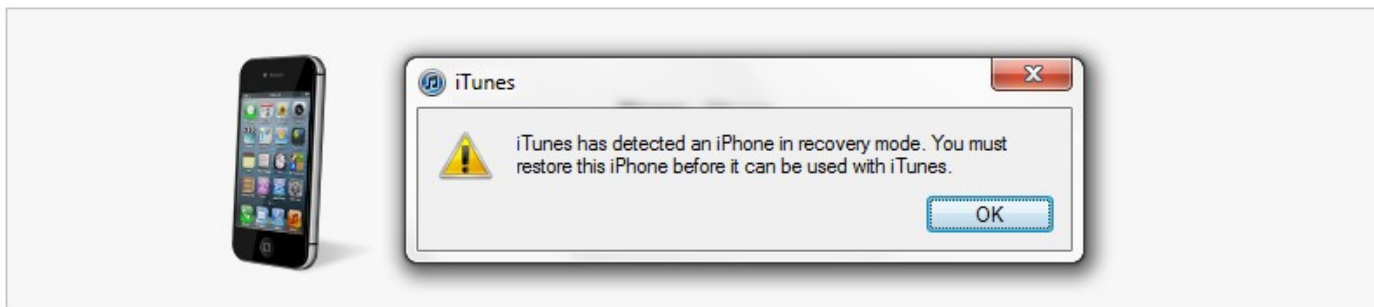


**Click OK**, place your iPhone into DFU mode, and click Start to put the device into PwnedDFU mode. The screen on the iPhone should stay black.



Once verified in PwnedDFU, open **iTunes**, and it should detect a device in recovery mode. Select your device from the list of available devices, **and hold the Shift key** on your keyboard while **clicking the Restore**. **Select the custom IPSW** file created by Sn0wBreeze: *sn0wbreeze iPhone 4-CDMA-6.0.1-10A523*, and **click OK**.


### iPhone



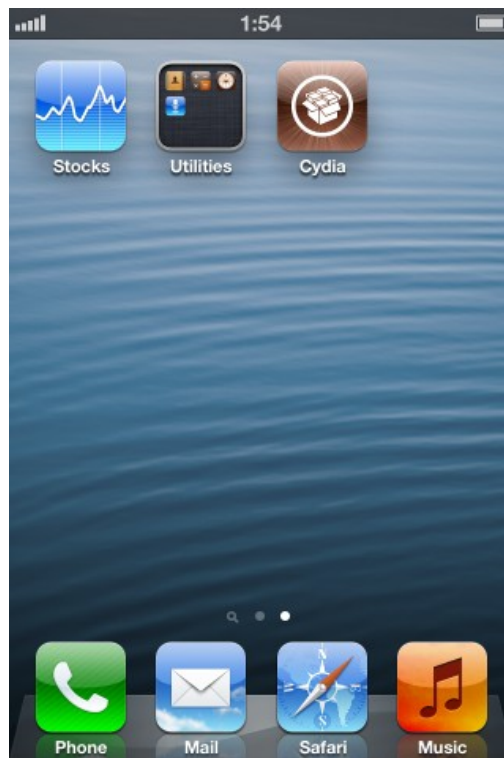
### Version



Your iPhone will restore like normal via **iTunes**, except this time you should notice a snowflake icon on your screen as it restores the custom firmware.

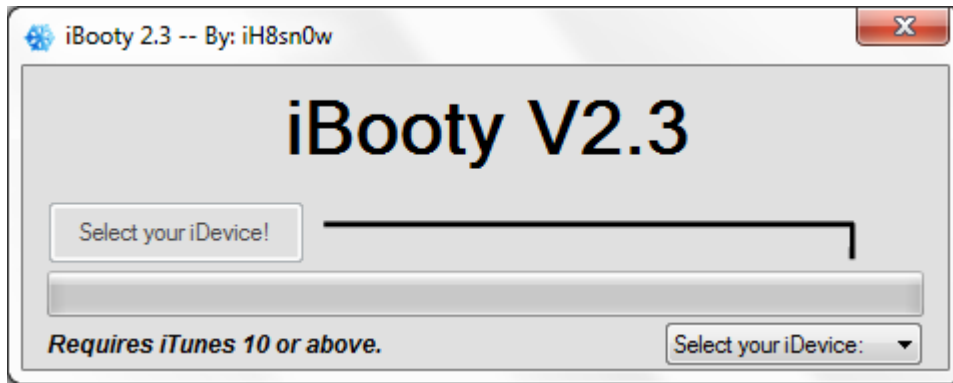


Once your device is finished restoring, go through the normal setup process until you arrive at the Home screen. Swipe to the second page, and you should see **Cydia**. Since this is a tethered jailbreak, you cannot use **Cydia** until you perform a tethered boot.

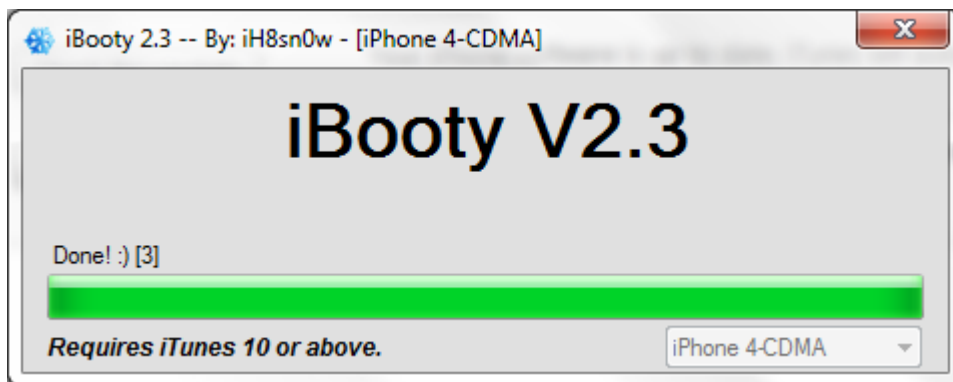
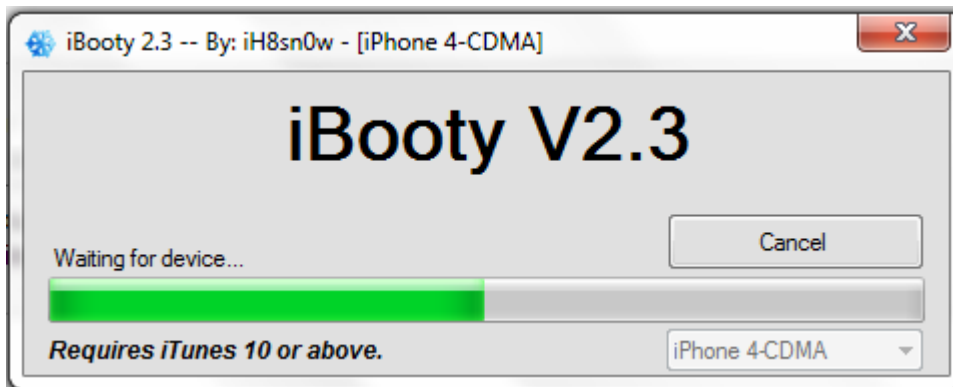


Place your device back into **DFU** mode.

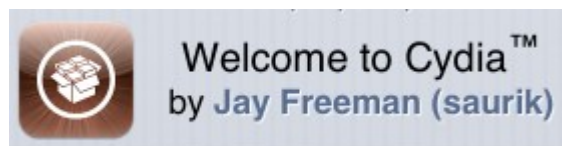
**Open** the **iBooty** folder located on the desktop and **run iBooty**.



**Select your device** from the drop down menu, and click **Start**. The device will now tether boot, so that **Cydia** will be usable once it arrives back at the Home screen.



Once at the Home screen, try opening **Cydia**. If **Cydia** opens, congratulations, you've successfully jailbroken your device.



**Jailbreak is DONE**